

SUMMER 2016 MELINDA BULA

www.quilts.com

# Quilt CAMP™

JUNE 3-5, 2016

Great Expectations Creativity Center  
La Grange, Texas

*Join us for Summer Quilt Camp™ 2016, a weekend of learning, fun, friendship, and design at the beautiful Great Expectations Creativity Center in Central Texas.*



"Oriental Poppy" by Melinda Bula



*"Pink Poppy" by Melinda Bula*

## WORKSHOP **DESCRIPTION**

The poppy has always been known as a mysterious flower. It comes in many colors like red, orange, pink and purple to name a few. Learn how to create one of Melinda's award winning flower art quilts, *The Poppy!*

She has designed this pattern to be dramatic and bold. Size 29"x 43", the pattern comes with a color chart to help you choose your favorite colors. Learn how to use values in your fabric colors to create a beautiful poppy quilt.

Melinda will discuss her "Renegade Thread Play" so you can finish your art quilt at home. No sewing machine is needed at the workshop. Melinda's hand-dyed fabric kits are available for this class.



## MELINDA **BULA**

Melinda Bula is an award winning quilt artist, instructor and author. She lives in California and has been sewing since she was a young girl. **Her Fabulous Fusible Flowers** quilts are unique. With the look of a painting, she uses fabric and thread to create beautifully artistic quilts.

She has been lecturing and teaching, both in the United States and internationally, since 2005. Melinda has been featured in numerous magazines and on “The Quilt Show.” Her quilt, **And Our Flag was Still There**, was recently purchased by the National Quilt Museum.

Melinda has written two books on her Fabulous Fusible Flowers technique, *Cutting Garden Quilts* and *Candy Cane Lane*. She has exhibited her quilts at the Shelburne Museum in Vermont, Quilt Expo en Beaujolais in France, and at the Texas Quilt Museum. Her classes at International Quilt Festival regularly fill to capacity.

[www.melindabula.com](http://www.melindabula.com)



## WORKSHOP **PRICE**

Basic cost for the workshop, pattern and meals as listed in the workshop schedule, bottled water, soft drinks, tea, coffee, and snacks is \$275. Lunch and supper are brought in from local restaurants.

Two dorm-style rooms at the Creativity Center, each with five single beds and one bath, accommodate a maximum of 10 Quilt Campers and will be assigned on a first-come, first-served basis.

There are two additional bathrooms in the Center, including one that is ADA-compliant. If you stay in the dorm, your total cost for workshop, pattern, food, and lodging will be \$325.

Remaining campers will find accommodations about five minutes away at the Best Western La Grange Inn & Suites. Please make reservations there directly by calling (979) 968-6800. Published price is \$129 + tax for a room with a king bed or for a room with two queens.

*There is an **optional** \$95 fabric kit available for this Summer Quilt Camp with Melinda Bula.*

Enrollment is limited to 25, so enroll early for this exciting weekend.

**CANCELLATION:** *Workshop price will be refunded if you cancel more than three weeks before Quilt Camp. If you cancel later and we can resell your space, we will refund your money.*

## QUESTIONS?

Barbara Cline

(713) 781-6864, Ext. 122

[barbarac@quilts.com](mailto:barbarac@quilts.com)

*"Poppy" (detail) by Melinda Bula*

# SUPPLY LIST from Melinda Bula

Finished Size: 29"x 43"

I have included with the supply list a Color Chart to help you shop for fabric colors and yardage amounts. Bring more fabrics than are on the color chart for more choice in class. I will help all the students in class make a color chart with their fabric.


























- 1 yd. background fabric in a dark color or a color you like
- 8 yds. Steam-A-Seam 2 (any width will do) I will also bring some in case we run out
- Tweezers or stiletto to help you move small pieces around
- Medium weight vinyl cut to size 30" x 44". This is for making a pattern overlay— You can find this at Joann's
- Black Sharpie markers in a fine and bold tip
- Large straight pins and Wonder Clip
- Glue stick
- Large sharp scissors for paper and fabric
- Plastic baggie to store your pattern pieces
- Teflon pressing sheet (large) -  
I like Fat Goddess by Misty Fuse, size 27"x 21", or parchment paper

**NOTE FROM MELINDA:** In a two day class we probably won't get finished with your poppy, but you will get more than half done and be ready for Thread Play at home. NO Sewing machine is needed for class. I will cover how to do the thread play and give you written instruction to take home with you.

## To complete your quilt at home:

- Sulky 30 or 40-weight rayon thread in colors that match your quilt and background
- Jeans Denim or Top Stitch needles in size 12/80 or 14/90
- Cotton thread for the bobbin in a 40 or 50-weight
- Extra bobbins
- Medium size safety pins
- 1 yd batting—Dream Cotton, 100% cotton – Request
- 1 yd backing fabric
- 5 yds. Finish binding

## Oriental Poppy Color Chart

back-ground		1 yard	M		1/8 yard
A		1/2 yard	1		fat quarter
B		1/2 yard	2		fat quarter
C		fat quarter	3		fat quarter
D		fat quarter	4		fat quarter
E		fat quarter	5		fat quarter
F		fat quarter	6		fat quarter
G		fat quarter	7		fat quarter
H		fat quarter	8		fat quarter
I		fat quarter	9		fat quarter
J		fat quarter	10		fat quarter
K		1/8 yard	11		fat quarter
L		1/8 yard			

Poppies come in a variety of colors and the color chart is just a suggestion. If you would like to change the color use the values on the color chart as a reference.



## WORKSHOP **SCHEDULE**

### *FRIDAY, JUNE 3*

4:00-5:30 p.m. Check-in and claim your work station  
5:30-6:30 p.m. Supper—lasagna and salad  
6:30-9:30 p.m. Class Time—begin Poppies

---

### *SATURDAY, JUNE 4*

8:00-9:00 a.m. Breakfast (kolaches, rolls, fruit, yogurt, coffee, tea, juice)  
9:00 a.m.-Noon Class Time—Continue Poppies  
Noon-12:45 p.m. Lunch—sandwiches and chips  
1:00-2:30 p.m. Visit the Texas Quilt Museum and downtown La Grange  
3:00-6:00 p.m. Class Time— Continue Poppies  
6:00-7:00 p.m. Catered Supper

---

### *SUNDAY, JUNE 5*

8:00-8:30 a.m. Breakfast (kolaches, rolls, fruit, yogurt, coffee, tea, juice)  
8:30-11:30 a.m. Class Time—Continue Poppies  
11:30 a.m.-Noon Departure

*All events and activities are at the Great Expectations Creativity Center, except the visit to the Texas Quilt Museum and downtown La Grange.*



*"Oriental Poppies" (detail) by Melinda Bula*

# PLEASE **ENROLL ME** *Summer Quilt Camp™ with Melinda Bula • June 3-5, 2016*

**NAME**

**STREET ADDRESS**

**CITY**

**STATE**

**ZIP CODE**

**DAYTIME PHONE**

**CELL PHONE**

**EMAIL**

## **PURCHASES**

### **LODGING**

Dorm, workshop, pattern, and food.....\$325

Workshop, pattern, and food .....\$275  
*(Hotel additional, reserve directly)*

### **KIT**

Optional Fabric Kit.....\$95

No Kit, I will bring my own fabrics. .... \$0

**TOTAL** ..... \$

## **PAYMENT OPTION**

### **CHECK**

Made out to: Quilt Camp  
Mail to: Quilt Camp™  
Attn: Judy Murrah  
7660 Woodway, Suite 550  
Houston, TX 77063

Fax to: (713) 781-8182

### **CREDIT**

Payment by: Mastercard  
Visa  
American Express

Credit Card #

Exp. Date

Charge Amount

Signature

You will be contacted by the Quilt Camp coordinator for the card's security code before charging.

## **FOOD ALLERGIES?**

Please list and we will try to accommodate you:

## **PRINT AND MAIL WITH PAYMENT TO:**

Quilt Camp™  
Attn: Judy Murrah  
7660 Woodway, Suite 550  
Houston, TX 77063





## QUILT CAMP™

MAILING ADDRESS  
7660 Woodway, Suite 550  
Houston, Texas 77063  
Fax: (713) 781-8182

QUESTIONS  
Barbara Cline  
(713) 781-6864, Ext. 122  
barbarac@quilts.com

[www.quilts.com](http://www.quilts.com)